

DERMATOLOGICAL AND ALLERGOLOGICAL

EXPERT REPORT

COSMETIC - TEST - GMBH

Institute for Scientific Dermatological Research

Danzigerstr. 13

D-73054 Eisingen

Tel Eisingen office: +497161/8170701

Fax Eisingen office: +497161/814004

Dermatological and allergological expert report

P A T C H T E S T

(Test of allergic contact reactions)

Preparation: **SP00275**
proWIN TEX WHITE

Client: **proWIN Winter GmbH**
Zeppelinstr. 8
D-66557 Illingen

Test subjects: 30 subjects with healthy skin


Test concentration: 01% diluted with tap water

Test result: The preparation was well tolerated by all subjects. No case
of adverse skin reactions occurred.

Date: December, 12nd, 2025

Eisingen, Germany

Cosmetic-Test-GmbH
Institute for Dermatological and Allergological Investigations




Dr. med. Tilman Ertle

App: Principle and methodology/Evaluation criteria/Test results

Cosmetic-Test-GmbH, HR Göppingen Nr. B 1762
Institute for Dermatological and Allergological Investigations
Manager: Jutta Ertle - Bernitt
Project manager: Dr. med. Tilman M. Ertle, Dermatologist - Allergologist
Environmental Medicine

Expert report: SP00275
proWIN TEX WHITE

Client: proWIN Winter GmbH



Page 2

Test principle

The patch test is a model used to detect a primary irritant effect or contact allergy (due to provocation of allergic skin reactions in patients who are already sensitised) by epidermal, local and limited contact with the test preparation.

To promote absorption of the test substances, they are applied under occlusive conditions.

The substances selected for testing are tested in subtoxic (i.e. not irritant) concentration on the skin.

Test method

The test preparation is applied undiluted or in the necessary dilution onto the clinically healthy skin using a commercially available test plaster (e.g. Curatest, manufactured by Lohmann).


Test location and procedure

Test plasters are applied to the back or to the inner surface of the upper arm.

The plasters are removed after an exposure time of 48 hours and the skin is assessed for the first time. A second assessment occurs 72 hours after the start of test. Assessment is always made by a dermatologist and allergology specialist.

Evaluation criteria

0	no irritation, negative
-/+	weak or doubtful erythema
+	clear erythema
++	severe erythema or papulation
+++	densely dispersed papules and/or vesiculation
++++	blistering or necrosis



**Expert report: SP00275
proWIN TEX WHITE**

Client: proWIN Winter GmbH

Page 3

Number	Initials	Sex	Reading			
			48h	72h		
1	F.K.	m	0	0		
2	N.B.	f	0	0		
3	D.S.	f	0	0		
4	F.P.	m	0	0		
5	T.E.	m	0	0		
6	J.E.	f	0	0		
7	A.T.	m	0	0		
8	Z.K.	f	0	0		
9	P.N.	m	0	0		
10	E.L.	f	0	0		
11	F.W.	f	0	0		
12	D.S.	f	0	0		
13	A.V.	f	0	0		
14	F.G.	m	0	0		
15	C.Z.	f	0	0		
16	F.R.	m	0	0		
17	M.P.	f	0	0		
18	L.K.	f	0	0		
19	L.B.	f	0	0		
20	E.F.	f	0	0		
21	F.N.	m	0	0		
22	E.N.	m	0	0		
23	L.L.	f	0	0		
24	G.W.	m	0	0		
25	W.U.	m	0	0		
26	E.R.	m	0	0		
27	T.M.	m	0	0		
28	L.E.	f	0	0		
29	C.K.	m	0	0		
30	N.P.	f	0	0		

Cosmetic –Test - Institut GmbH
Danziger Str. 13
D - 73054 Eislingen/Germany
Tel. Nr. 07161/8170701
Email: cosmetic@dr-ertle.de